



PROCESS & APPLICATION: AIR OPERATOR (AOC HOLDER) CERTIFICATION

SECTION 1 GENERAL

1.1 PURPOSE

This Advisory Circular (AC) provides guidance to individuals and companies seeking an Air Operator Certificate (AOC) to conduct commercial air transport operations carrying passengers and cargo which inclusion

- a) amendment to an AOC;
- b) amendment to operations specifications;
- c) authorizations or limitations;
- d) AOC application; or
- e) specific approval to transport dangerous goods.

- **Commercial air transport** is defined by Vietnam Aviation Regulations as carriage by air of persons and/or cargo for remuneration, hire or valuable consideration that is not considered aerial work.
- Those functions that are aerial work are defined in VAR Part 11.
- All other operations are considered General Aviation and required to comply with Parts 6 and 10.

1.2 STATUS OF THIS ADVISORY CIRCULAR

This revision is [B]2015 that replaces [A]2009.

1.3 BACKGROUND

- A. ICAO Standards in Annex 6-I, International Commercial Air Transport-Aeroplanes and Annex 6-III, International Commercial Air Transport-Helicopters require that, before issuing an Air Operator Certificate, the State must assess the capability of the operator to perform such operations. Vietnam is an ICAO Contracting State.
- B. This AC provides guidance for the preparation and submission of a formal application for certification under VAR Part 12. It also outlines the overall process that will be followed by FSSD personnel during the document evaluation and subsequent inspections and demonstrations necessary to AOC certification.
- C. The applicant for an air operator certificate in Vietnam will be subject to these evaluations and inspections.

1.4 APPLICABILITY

This AC is for use by operators that plan to, or conduct, commercial air transport under a Vietnam Air Operator's certificate using either a Vietnam or foreign-registered aircraft.

- Advisory Circulars are intended to provide advice and guidance to illustrate a means, but not necessarily the only means, of complying with the Regulations, or to explain certain regulatory requirements by providing informative, interpretative and explanatory material.
- Where an AC is referred to in a 'Note' below the regulation, the AC remains as guidance material,
- ACs should always be read in conjunction with the referenced regulations.

1.4.1 DEFINITIONS & ACRONYMS

- A. The following acronyms are used in this advisory circular—
- 1) **AC** – Advisory Circular
 - 2) **CAAV** – Civil Aviation Authority of Vietnam
 - 3) **FAC** – Formal Application Checklist
 - 4) **FSSD** – Flight Safety Standards Department
 - 5) **PASI (POPS)** – Pre-Application Statement of Intent (Prospective Operator Proposal)
 - 6) **VAR** – Vietnam Aviation Regulation

1.5 RELATED REGULATIONS

The following regulations are directly applicable to this advisory circular—

- Part 5, AMO Certification and Administration
- Part 6, Instruments and Equipment
- Part 9, ATO Certification and Administration
- Part 10, Operations of Aircraft
- Part 12, AOC Certification

1.6 RELATED PUBLICATIONS

For further information on this topic, operators are advised to review the following publications and regulatory requirements—

- 1) Civil Aviation Authority of Vietnam
 - ◆ Vietnam Aviation Regulation, Part 12
 - ◆ AC 00-002, Preparation of Acceptable Quality Assurance System
 - ◆ AC 01-003, Preparation of an acceptable Safety Management System
 - ◆ AC 00-005, Preparation of Acceptable Conformance Checklists

Copies may be obtained from the CAAV-FSSD.

- 2) International Civil Aviation Organization (ICAO)
 - ◆ Doc 8335. Manual on Operations Certification

Copies may be obtained from Document Sales Unit, ICAO, 999 University Street, Montreal, Quebec, Canada H3C 5H7.

- 3) Federal Aviation Administration (FAA)
 - ◆ Order 8900.1, Flight Standards Information Management System (FSIMS)

Copies may be obtained through the Internet address of www.fsims.faa.gov.

1.7 CONTACT THE FLIGHT SAFETY STANDARDS DEPARTMENT FIRST

- A. Contacting the FSSD to discuss the requirements for certification as an air operator should be done early in the planning stages of starting an airline or air taxi.
- B. This action will save the individual or company a significant amount of money and time.
- C. The FSSD will discuss the required process and requirements. They will provide the necessary application documents. They will give the applicant sample documents which may be adapted for his operation.

- The processes outlined in this advisory circular may seem complex at first reading.
- But in actual application, especially for small operators, it is greatly simplified as compared to the processes and time required for becoming an aviation operator in years past.
- The would-be applicant is encouraged to contact the FSSD as early as possible to discuss and understand the requirements.
- Most of the required items are easily available to an aircraft operator.

SECTION 2 GETTING STARTED

2.1 USING THE TABLES IN THIS CIRCULAR

2.1.1 ABBREVIATIONS FOR TYPE OF OPERATOR

The following abbreviations are used throughout this document to indicate the requirements for each group of applicants—

- LC = large aircraft, no passenger seats
- L = large aircraft, 20+ passenger seats
- C = aircraft with 10 to 19 passenger seats
- B = air taxi with 9 or less passenger seats
- S = air taxi with 9 or less passenger seats operated by a single pilot
- H = helicopter operator

2.1.2 APPLICABLE REQUIREMENTS

- A. Throughout this advisory circular, different tables will be used to outline the requirements applicable to the general groupings of applicants.
- B. The checkmark [✓] in a column will indicate that the requirement listed on that row is applicable to that particular group.
- The darkened cells indicate there is not a requirement for that document or manual.
- C. In the example below, “Document 1” would be required only for groupings LC and L (not for C, B, S, or H). “Manual 2” would be required only for groupings B, S and H (not for LC, L or C).

- It is very important to the understanding of the requirements outlined in this advisory circular that the reader should not go beyond this point without the concept of how the checkmark symbol is used in these tables.
- That checkmark indicates that the particular manual, document or record is required for the general group of applicants.

EXAMPLE OF APPLICABLE REQUIREMENT							
Copies	Description	LC	L	C	B	S	H
1	Document 1	✓	✓				

2	Manual 2				✓	✓	✓
---	----------	--	--	--	---	---	---

2.2 PRE-APPLICATION

The certification process an applicant must complete prior to being issued an AOC has more steps and specific evaluations than the process for obtaining the AOE. An applicant for an AOC will need an initial, personal briefing from the FSSD team that will be making these evaluations. This is through a step called “Pre-Application Meeting.”

2.2.1 PRE-APPLICATION STATEMENT OF INTENT

- A. The FSSD will send the applicant a package of forms to apply for an Air Operator Certificate.
- B. The first form in the package is the “Pre-Application Statement of Intent.” It is a two-page form that provides the FSSD advance notice of the applicant intentions.
- C. The applicant should send this form to the FSSD at least 3 months before he would like to begin commercial air transport flights. (If the applicant need help understanding the form, he should schedule an informal meeting with the FSSD for assistance in its completion.)

Copies	Description	LC	L	C	B	S	H
1	Pre-Application Statement of Intent (PASI)	✓	✓	✓	✓	✓	✓

- D. This form is simply a general statement of the applicant’s intentions. It does not commit the applicant to hire any persons or buy any aircraft. The purpose of the form is to state his intentions in a manner that will allow the FSSD to determine the complexity of AOC certification that will be necessary.

2.2.1.1 PASI Section A – Type of Certificate

The applicant should check each box that applies to the present request.

A. This is to give notice of intent to make application for the AOC certification:	
1. <input type="checkbox"/> - Air Operator Domestic	3. <input type="checkbox"/> - Other:
2. <input type="checkbox"/> - Air Operator International	

2.2.1.2 PASI Section B – Company Specific Information

- **Block B1** – The applicant should enter his official business name.
- **Block B2** – The applicant should enter the number assigned to his business

- **Block B3** – The applicant should enter the address where any official correspondence should be forwarded.

B. Company Specific Information	
1. Applying Company Name:	5. Proposed Start Operating Date:
2. Assigned Company Number	6. Economic Authority Approved? (if required)
3. Mailing Address:	7. Physical Address: Principal Base of Operations:
4. Telephone and FAX Information :	8. Internet and/or E-mail Address:

- **Block B4** – Enter the company telephone and fax numbers.
- **Block B5** – The applicant should enter the date that he would like to start flying.
- **Block B6** – If the applicant has Vietnam economic authority for airline or air taxi operations, the official number should be entered in this block.
- **Block B7** – Enter the physical address that the company will use as the principal base of operations.
- **Block B8** – Enter the company website or email address of the proposed Accountable Manager.

2.2.1.3 PASI Section C – Proposed Management Postholders

Enter the names and phone numbers of the persons who are proposed to be the managers.

C. Proposed Management Postholders		
Title/Post/Position	Name (Last, First, Middle	Telephone & Email
1. Accountable Manager?		
2. Flight Operations?		
3. Maintenance?		
4. Crew Training?		
5. Safety?		
6. Ground Operations?		
7. Other?		

2.2.1.4 PASI Section D – Proposed Operations (AOC)

- **Block D1** – Describe the proposed areas of operations in general terms, e.g., *Vietnam, Middle East, North America, Western Europe*.
- **Block D2** – List any special operations authorizations that the applicant believes will be necessary to operate to or in the proposed areas of operations, e.g., *ETOPS, RVSM*.

The applicant should be encouraged to keep the formal application for certification uncomplicated.

The following authorizations will noticeably complicate an initial certification—

- ETOPS
- MNPS
- NORPAC
- CATEGORY III Approaches

- **Block D3** – If the applicant are proposing scheduled operations, he should enter the city pairs proposed, e.g., *Hanoi-Paris, Hanoi-Bangkok*.

D. Proposed Operations			
1 Proposed Areas of Operations			
2. Proposed Special Operations Authorizations			
3 Proposed City Pairs (If scheduled operations)			

2.2.1.5 PASI Section E – Aircraft Data

Enter the proposed aircraft fleet(s), number of aircraft to operate initially and capacities planned for those operations—.

E. Aircraft Data			
Aircraft Make-Model:	Number of Aircraft to be Operated	Max Gross Takeoff Passenger Carrying Capacity:	Cargo Payload Capacity (kg)
1,			
2.			
3.			

2.2.1.6 PASI Section F – Proposed Initial Training

Enter the proposed initial training information for Method/Facilities/Contractors, e.g. *ground school/classroom/Flight Safety, Singapore*; or *flight training/simulator/Simcom, Sydney*; or *ground school/classroom*; or *flight training/aircraft*.

F. Proposed Initial Training:
Methods/Facilities/Service Providers

2.2.1.7 PASI Section G – Proposed Initial Maintenance System

Enter the maintenance system that is proposed at the beginning of the airline’s operations..

G. Proposed Initial Maintenance System:
Methods/Facilities/Service Providers

2.2.1.8 PASI Section H – Other Pertinent Information

Use this block to provide any information that may be pertinent to the original certification process.

H. Other Pertinent Information (eg financial data, business plan , business license ...)

2.2.1.9 PASI Block I – Certification of Intent

Signature of the applicant or a designated person representing the applicant (evidence of designation by the applicant is required).

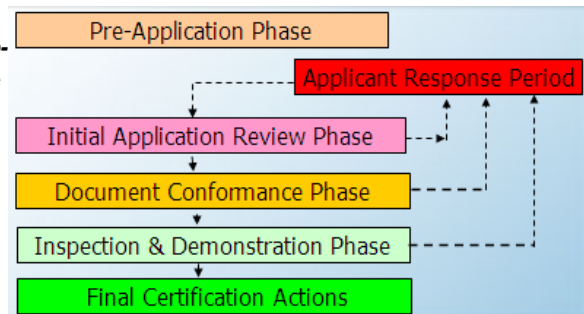
I. Certification of Intent:		
Signature	Date	Name and Title

2.3 PRE-APPLICATION MEETING

After the FSSD has reviewed the applicant’s pre-application statement, they contact him to schedule a meeting. This meeting is to personally brief the applicant and any other persons of his choice on the certification process and requirements. The FSSD will advise the applicant on how to make a formal application, including which documents, contracts and proposed records that must be provided. The FSSD will discuss the timelines that will be associated with the certification.

2.4 CERTIFICATION PROCESS

- A. The briefing will outline that the safety certification is a 5-phase process. The **Pre-Application Phase** is the period between the filing of the statement of intent and the filing of the formal application.
- B. During that phase the applicant will be assigned a Certification Project Coordinator to follow his process and provide answers to his questions while he is getting the formal package together.



- Note that throughout the process, it is the applicant’s responsibility to respond to the FSSD’s findings and comments to provide the required documents and make the necessary revisions to their processes and documentation.

- C. The **Formal Application Review Phase** is the period of time between the submission of the formal application package and actual evaluation of the documents. An FSSD team will meet to determine if the applicant’s application package is complete. If not, the entire package is returned to the applicant for additional work or documents. If the applicant’s formal application package is acceptable for further review, the FSSD team will have a Formal Application meeting with him. In that meeting, an agreeable Schedule of Events will be worked out.
- D. The next phase is the **Document EVALUATION Phase**. Now the FSSD will be actively reviewing the applicant’s manuals, documents and proposed records for acceptability. The applicant

will probably have to act on a priority basis to revise these documents so that they are acceptable to the FSSD.

- E. When that phase is complete, next is the **Inspection and Demonstration Phase**. During this period, the FSSD will inspect the applicant's facilities, technical support, aircraft, equipment, communications, observe training and checking of crews, and participate in actual demonstration of the airline or air taxis' capability.
- F. The final phase is the one in which the FSSD completes their paperwork and issuance of approvals, including the Operations Specifications and the Air Operator Certificate. It is called the **Final Certification Actions Phase**. After that, the applicant is an "AOC holder."
- G. While this sounds like a long process, that will depend on the applicant and his responses to the FSSD. The FSSD expects that small air taxis will be handled in a short period of 30 to 45 days. A proposed airline using large aircraft should be handled in 45 to 90 days depending on the quality of their formal application.

SECTION 3 FORMAL APPLICATION FOR AN AIR OPERATOR CERTIFICATE

3.1 THE APPLICANT'S FORMAL APPLICATION TEAM

- A. After the Pre-Application Meeting, the applicant will want to put together the manuals, contracts, and other documents that the FSSD indicated in writing that would be needed with the formal application.
- B. Operators of large aircraft should begin assembling a small staff to develop the documents, contracts and records that are required. This is the point where a consultant knowledgeable about airline safety certification could be of assistance to the applicant.
- C. Beware of using pilots and mechanics as the staff developing documents. Most of them have no specific knowledge of safety certification. They will fly and maintain the aircraft *after certification*. The applicant's staff at this point should be limited to those persons necessary to get the procedures, policies and records into print.

3.2 ASSEMBLING THE FORMAL APPLICATION PACKAGE

Complete the two-page form called the Formal Application Statement. This is the checklist that advises the FSSD that the required items are included in the formal application package.

Copies	Description	LC	L	C	B	S	H
1	Formal Application Form	✓	✓	✓	✓	✓	✓

3.2.1 AOC-FAC SECTION A – APPLICANT

Do not complete Section A until the day the applicant submits the formal package to the FSSD. Enter that date into the block just before providing it to the FSSD.

A. The following application is hereby submitted:	
1. Date of Submission:	2. Applying Company Name:

3.2.2 AOC-FAC SECTION B – CERTIFICATES & OPS SPECS

Check the block(s) that apply to this application only.

B. The following certificates and operations specifications authorizations are requested:			
1. <input type="checkbox"/>	- Air Operator Domestic Scheduled Operations	4. <input type="checkbox"/>	- Air Operator International Scheduled Operations
2. <input type="checkbox"/>	- Air Operator Domestic Charter-Only Operations	5. <input type="checkbox"/>	- Air Operator International Charter-Only Operations
3. <input type="checkbox"/>	- Approved Maintenance Organization	6. <input type="checkbox"/>	- Approved Training Organization

3.2.3 AOC-FAC SECTION C – SPECIAL AUTHORIZATIONS

Check the block(s) for the authorizations that are requested with this application only.

- At this point in the process, applicants are encouraged to keep the formal application for certification uncomplicated. Some of these authorizations may noticeably complicate the initial certification and lengthen the process
- Authorizations shown in blocks 13, 14, 15, 18 and 19 should not be included for initial AOC certification.

C. The following operations specification authorizations are requested with the issuance of the AOC:			
1. <input type="checkbox"/>	- Passengers	12. <input type="checkbox"/>	- All Weather Operations (CAT II, CAT III, LVTO)
2. <input type="checkbox"/>	- Cargo	13. <input type="checkbox"/>	- PBN (RNAV ..., RNP ...) Operations
3. <input type="checkbox"/>	- VFR Day Only	14. <input type="checkbox"/>	- RVSM Operations
4. <input type="checkbox"/>	- VFR Day and Night Only	15. <input type="checkbox"/>	- ETDO Operations
5. <input type="checkbox"/>	- IFR Day and Night	16. <input type="checkbox"/>	- MNPS Operations
6. <input type="checkbox"/>	- Helicopter Offshore Operations	17. <input type="checkbox"/>	- NOPAC Operations
7. <input type="checkbox"/>	- Single PIC AOC	19. <input type="checkbox"/>	- Polar Operations
8. <input type="checkbox"/>	- Carriage of Dangerous Goods	20. <input type="checkbox"/>	- ADS-B Out Operations
9. <input type="checkbox"/>	- Carriage of Weapons	21. <input type="checkbox"/>	- EFB Operations
10. <input type="checkbox"/>	- Emergency Medical Service	22. <input type="checkbox"/>	- EVS Operations
11. <input type="checkbox"/>	- IFR Single Pilot with Autopilot	22. <input type="checkbox"/>	- Other Operations

3.2.4 AOC-FAC SECTION D – CHANGES SINCE PASI SUBMISSION

If there have been changes, check YES. Otherwise check NO. If there were changes, cite the PASI Block that was changed and a general discussion of change, e.g. *Block C3-Change Director of Maintenance to John Jones, 242-359-1934; Block D1-Add Europe.*

D. Are there any changes to the information submitted in the PRE-APPLICATION STATEMENT OF INTENT?:			
1. <input type="checkbox"/>	- YES	3. <input type="checkbox"/>	- NOT APPLICABLE
2. <input type="checkbox"/>	- NO		
4. IF YES - List those changes in this block:			

3.2.5 AOC-FAC SECTION E – RESUMES OF MANAGEMENT POSTHOLDERS

- A. The correct answer to this section is YES. The resumes of management postholders must be included in the formal application package for the required management. It must be clear from the resume that the person meets the minimum qualifications of Part 12 or a deviation as provided for in paragraph (g) of that Appendix must be requested.

E. Are the resumes for all management positions required by Part 12 included with this application form?:			
1. <input type="checkbox"/>	- YES	3. <input type="checkbox"/>	- Deviation Requested (see letter)
2. <input type="checkbox"/>	- NO		
4. IF NO - List those positions for which no person has yet been identified or for which no resume is attached:			

- B. If NO, the missing resume must be identified in Block E4. Any time the applicant changes the postholder of a required management position, the resume of the proposed person must be submitted to the FSSD before that person acts as a required manager of an airline or air taxi.

Copies	Description	LC	L	C	B	S	H
1	Management resumes for all required positions	✓	✓	✓	✓	✓	✓

3.2.6 AOC-FAC SECTION F – CONFORMANCE REPORTS

- A. Check all conformance reports that are included in the applicant’s formal application package.

F. The following conformance reports are included with this application?:		
1. <input type="checkbox"/> - Part 5	7. <input type="checkbox"/> - Part 14	13. <input type="checkbox"/> - RNP-10 Operations
2. <input type="checkbox"/> - Part 6	8. <input type="checkbox"/> - Part 15	14. <input type="checkbox"/> - ETOPS Operations
3. <input type="checkbox"/> - Part 9	9. <input type="checkbox"/> - Part 16	15. <input type="checkbox"/> - All Weather Operations
4. <input type="checkbox"/> - Part 10	10. <input type="checkbox"/> - Part 17	16. <input type="checkbox"/> - Other: (Specify)
5. <input type="checkbox"/> - Part 12	11. <input type="checkbox"/> - Part 18	
6. <input type="checkbox"/> - Part 13	12. <input type="checkbox"/> - RVSM Operation	

Copies	Description	LC	L	C	B	S	H
2	Part 6 Conformance Report	✓	✓	✓	✓		✓
2	Part 10 Conformance Report	✓	✓	✓	✓	✓	✓
2	Part 12 Conformance Report	✓	✓	✓	✓	✓	✓
2	Part 13 Conformance Report	✓	✓	✓	✓	✓	✓
2	Part 14 Conformance Report	✓	✓	✓	✓	✓	✓
2	Part 15 Conformance Report	✓	✓	✓	✓	✓	✓
2	Part 16 Conformance Report	✓	✓	✓	✓	✓	✓
2	Part 17 Conformance Report	✓	✓	✓	✓	✓	✓
2	Part 18 Conformance Report.	⊙	⊙	⊙	⊙	⊙	⊙

⊙ = Only when seeking certification to carry Dangerous Goods.

- B. The FSSD provides these conformance reports in Microsoft Word read-only format to assist in their proper completion. They are included in the forms package provided at the Pre-Application meeting.

3.2.7 AOC-FAC SECTION G – ALL REQUIRED MANUALS SUBMITTED?

- A. The applicant will list those manuals, documents and records required for submission with the formal application that have not been included.

The applicant should understand that the FSSD is not required to begin the Document Evaluation phase until all required documents are available.

- B. Refer to Section 4 of this advisory circular for a presentation of the manuals, documents and forms that are required for the formal application submission for the complexity of the applicant's proposed operations.

G. Are the required copies of all applicable manuals in the quantity outlined in Advisory Circular AC-12-001 included with this application?:		
1. <input type="checkbox"/> - YES	2. <input type="checkbox"/> - NO	3. <input type="checkbox"/> - NOT APPLICABLE
4. If "NO," list all manuals required by AC-12-001 that are not included:		

3.2.8 AOC-FAC SECTION H – LEASES & OTHER DOCUMENTS

If the AOC applicant intends to contract for service providers to perform functions or services that are assigned by regulations to AOC holders, those proposed or signed contracts should be provided for evaluation during the Document Evaluation Phase. The applicant should list in H4 any of these contracts that have not yet been completed.

H. Are the required copies of all leases and other documents as outlined in AC-12-001 included with this application?:		
1. <input type="checkbox"/> - YES	2. <input type="checkbox"/> - NO	3. <input type="checkbox"/> - NOT APPLICABLE
4. If "NO," list all documents required by AC-12-001 that are not included:		

3.2.9 AOC-FAC SECTION I – EARLY TRAINING PRIORITIES

These blocks must be completed if the applicant is requesting authorization to begin training during the Document Evaluation phase. The FSSD may elect to change the schedule of manual review to assign a priority to those documents and inspections necessary to that training.

I. Applicant is requesting early evaluation and approval of operations or maintenance training?:		
1. <input type="checkbox"/> - YES	2. <input type="checkbox"/> - NO	3. <input type="checkbox"/> - NOT APPLICABLE
4. List specific training syllabuses, simulators, training facilities and personnel which will require early interim evaluation and approval:		

3.2.10 AOC-FAC SECTION J – CHECKING PERSONNEL

These blocks provide for the inclusion of training and checking persons and their resumes to accelerate their consideration if qualification of crew members is to be requested on a priority basis.

J. The resumes of all persons nominated to be flight and cabin crew training and checking positions are included with this application form:		
1. <input type="checkbox"/> - YES	2. <input type="checkbox"/> - NO	3. <input type="checkbox"/> - NOT APPLICABLE
4. If NO - List any necessary training or checking position that does not yet have a nominated person :		

3.2.11 AOC-FAC SECTION 18 – PROPOSED SCHEDULE OF EVENTS


- A. The Schedule of Events (SOE) is a method of proposing the schedule for key events in the certification process. Completion of this form provides for a discussion of the proposed SOE during certification meetings between the CAAV and the applicant.

Copies	Description	LC	L	C	B	S	H
1	Proposed Schedule of Events (SOE)	✓	✓	✓	✓		

- B. The failure to provide a SOE or to agree upon a practical SOE may dramatically delay the certification pending mutual agreement necessary to complete the process.

K. Is a completed copy of the PROPOSED Schedule of Events included with the application?:		
1. <input type="checkbox"/> - YES	2. <input type="checkbox"/> - NO	3. <input type="checkbox"/> - NOT APPLICABLE

- C. The application should provide this form with the formal application package. At that time, this SOE should have inserted projected dates in the “Date Proposed” column. Those dates may be modified after CAAV review.

		AOC Proposed Schedule of Events		<small>INSTRUCTIONS Print or type. Complete the applicant information and the column labeled "Date Proposed." Submit with formal application for AOC certificate.</small>	
Name of Applicant		Date Submitted	Revision Number	CAAV Control Number	
EVENTS	DATE PROPOSED	DATE ACCOMPLISHED	NOTE		
PHASE 2 – INITIAL APPLICATION REVIEW					
Submit Formal Application Package					
Formal Application Meeting					
PHASE 3 – DOCUMENT CONFORMANCE					
Receive Interim Approval to Start Training					
Start Operations Training					

3.2.12 AOC-FAC SECTION L – AIR OPERATOR COMPLEXITY

- A. The Air Operator Complexity tables are provided in paper form and on a CD during the Pre-Application Meeting. The applicant may submit this information in printed or typed form.

Copies	Description	LC	L	C	B	S	H
1	Air Operator Complexity Tables	✓	✓	✓	✓	✓	✓

- B. The FSSD maintains an informational database of the Air Operator Certificates (AOCs) issued and those applicants in the certification process. These tables provide the FSSD with

the initial and on-going information to enter in that database. AOC holders will be asked to provide updates to the complexity at least twice a year.

L. Are completed copies of the air operator complexity and individual aircraft summary forms included with the application?:		
1. <input type="checkbox"/> - YES	2. <input type="checkbox"/> - NO	3. <input type="checkbox"/> - NOT APPLICABLE
4. List information summary forms that have not yet been submitted:		

3.2.13 AOC-FAC SECTION M – CERTIFICATION OF PERSON SUBMITTING

Finally, Section M is for the applicant’s representative to sign that this formal application is complete and includes all required documents and manuals. The date signed should be the date the package is delivered to the FSSD.

<small>M. I certify that I am authorized to submit this application on behalf of the applicant and that all required documents and manuals are included or otherwise identified. I further certify that this company is committed to fulfill all specified requirements for this certification.</small>		
Signature	Date	Name and Title

SECTION 4 REQUIRED MANUALS, DOCUMENTS & RECORDS

- A. The tables below summarize the numbers of each manual, document and records that must be submitted with the formal application. They are separated, first, according to three categories of use—
 - 1) **General Use.** Those manuals, documents and records that provide the general policies and procedures the applicant intends their personnel to use during maintenance and flight operations.
 - 2) **Fleet Type Specific.** Those manuals, documents and records that provide the policies and procedures the applicant intends their personnel to use during maintenance and operations of an aircraft type.
 - 3) **Individual Aircraft.** Those manuals, documents and records that must be available for the individual aircraft by serial number.
- B. For clarity, the tables are further separated according to whether the submission requirement is for a—
 - 1) Manual;
 - 2) Document; or
 - 3) Record

One copy of all submitted documents will be retained as the FSSD’s copy unless otherwise indicated by the symbol [/1].

4.1 GENERAL USE MANUALS, DOCUMENTS & RECORDS

The applicant is required to provide manuals, documents and records relating to the overall operations and/or maintenance necessary to an AOC holder.

4.1.1 GENERAL USE MANUALS

- A. The following manuals relating to overall policies and/or procedures for the operations and maintenance of an AOC will be provided by the applicant in the formal application—

The entry “1+1” in the “copies” column indicates that the applicant must provide 1 hard copy of the manual/document and one digital copy..

Copies	Description	LC	L	C	B	S	H
1 +1	Operations Manual - Part A (GOM/FOM)	✓	✓	✓	✓		✓
1 +1	Operations Manual - Part C (Route Guide)	✓	✓				
1 +1	Operations Manual - Part D (FOTM)	✓	✓	✓	✓		
1 +1	Cabin Crew Member Manual (CCM)		✓				
1	Route and Airport Guide			✓	✓	✓	✓
1 +1	Maintenance Control Manual (MCM?MOE)	✓	✓	✓	✓	✓	✓
1 +1	Ground Handling Manual	⊗	⊗	⊗			
1 +1	Cargo Operations Manual	⊗	⊗	⊗			
1 +1	Safety Management System Manual (SMS)	✓	✓	✓			
1 +1	Quality Manual (QM)	✓	✓	✓			
1 +1	Emergency Response Manual (ERM)	✓	✓	✓			
1 +1	Passenger Handling Manual	✓	✓	✓			
1 +1	Fatigue Risk Management Program (FRMS)	✓	✓	✓			

⊗ = When all or part of the ground handling is provided by service providers without supervision.

B. The following separate program manuals related to specific operational policies and/or procedures may be required in the applicant's formal application. (The applicable requirements will be discussed during the Pre-Application Meeting.)—

Where the text of these programs are located in the Operations or Maintenance Manuals, this must be identified by citing the Chapter/Section references.

Copies	Description	LC	L	C	B	S	H
1 +1	ETDO Operations Manual	✓	✓				
1 +1	De-Icing Program (policy/procedures)	✓	✓	✓			
1 +1	All-Weather Operations Program (policy/procedures)	✓	✓	✓			
1 +1	PBN Operations Program (policy/procedures)	✓	✓				
1 +1	RVSM Operations Program (policy/procedures)	✓	✓				
1 +1	Accident Prevention Program	✓	✓				
1 +1	Dangerous Goods Program ((policy/procedures)(if requesting authority to carry)	⊙	⊙	⊙	⊙	⊙	⊙

⊙ = Required if applicant proposes to carry dangerous goods.

4.1.2 PROPOSED GENERAL USE DOCUMENTS

The following documents relating to the overall operations and/or maintenance of an AOC should be provided by the applicant in the formal application—

Copies	Description	LC	L	C	B	S	H
1	Required Management Resumes	✓	✓	✓	✓	✓	✓
1	Resumes for persons nominated for checking	✓	✓	✓	✓		✓
1	Contract or subscription to aeronautical charts/information	✓	✓	✓	✓	✓	✓
1	Ground Handling Arrangements	⊗	⊗	⊗			
1	Flight Planning Contract	⊗	⊗	⊗			
1	Flight Locating/Flight Progress Contract	⊗	⊗	⊗			
1	Aeronautical Communications Contract?	⊗	⊗	⊗			
1	Contracts for Training/Facility/Personnel/Simulators	⊗	⊗	⊗	⊗		⊗
1	Other contracts?	⊗	⊗	⊗	⊗		⊗

⊗ = When all or a part of these functions are contracted to service providers.

4.1.3 PROPOSED GENERAL USE RECORDS

The following records required for the overall operations and/or maintenance of an AOC should be provided—

Copies	Description	LC	L	C	B	S	H
1	Aircraft Journey/Tech Record	✓	✓	✓	✓	✓	✓
1	Maintenance Deferred Defects Log	✓	✓	✓	✓	✓	✓
1	Maintenance Condition & Summary Record				✓	✓	✓
1	Operations Flight Planning Record	✓	✓	✓	✓	✓	✓
1	Flight Crew Qualification Record	✓	✓	✓	✓	✓	✓
1	Cabin Crew Qualification Record		✓				
1	Crew Flight/Duty Record	✓	✓	✓	✓	✓	✓
⊙	Copy of Service Provider Personnel Qualification Records (if required)	⊗	⊗	⊗			

- ⊗ = When all or a part of these functions are contracted to service providers.
 ⇨ = Must be in operator files for inspections

4.2 FLEET TYPE SPECIFIC MANUALS, DOCUMENTS & RECORDS

The applicant is required to provide manuals, documents and records relating to aircraft-specific fleet operations and/or maintenance that are necessary to an AOC holder.

4.2.1 FLEET (AIRCRAFT TYPE-SPECIFIC) MANUALS

- A. The following manuals relating to policies and/or procedures for the operations and/or maintenance of an aircraft-specific fleet of an AOC holder will be provided by the applicant in the formal application—

Copies	Description	LC	L	C	B	S	H
1 +1	Operations Manual - Part B (AOM1) [SOPs, Checklists/Profiles/Briefings/Limitations]	✓	✓	✓			
1 +1	Aircraft Systems Operations (FCOM/AOM2)	✓	✓	✓			
1 +1	Pilot Operating Handbook (POH)				✓	✓	✓
1 +1	Approved Flight Manual (AFM) for each fleet model	✓	✓	✓	✓	✓	✓
1 +1	Minimum Equipment List (MEL)	✓	✓	✓	✓	✓	✓
1	Master Minimum Equipment List (MMEL)	✓	✓	✓	✓	✓	✓
1	Manufacturers Dispatch Deviation Guide	✓	✓	✓			
1 +1	Runway Analysis Program	✓	✓	✓			
1 +1	Aircraft Performance Program	✓	✓	✓			
1 +1	Fueling/Loading/Service Program(s)	✓	✓	✓			
1 +1	Aircraft Deicing Program	✓	✓	✓			
1 +1	Aircraft Maintenance Schedule	✓	✓	✓			✓
1 +1	Airframe Maintenance Program	✓	✓	✓			✓
1 +1	Supplemental Structures Inspection Program	✓	✓	✓			
1 +1	Corrosion Prevention and Control Program	✓	✓	✓			
1 +1	Powerplant Maintenance Program	✓	✓	✓			✓
1 +1	Component Maintenance Program	✓	✓	✓			
1	Manufacturers Maint Planning Documents (MPD)	✓	✓	✓			
1 +1	Aircraft Inspection Program				✓	✓	✓

1	Manufacturer's Maint Inspection Documents				✓	✓	✓
☞	Manufacturers Maintenance Manual – Aircraft	✓	✓	✓	✓	✓	✓
☞	Manufacturers Maintenance Manual – Power-plants	✓	✓	✓	✓	✓	✓
☞	Manufacturers Maintenance Manual – Components	✓	✓	✓	✓	✓	✓

☞ = Must be in operator files for inspections

B. The following separate fleet-specific program manuals related to specific operational policies and/or procedures may be required in the applicant's formal application. (The applicable requirements will be discussed during the Pre-Application Meeting.)—

- The program manuals listed in 4.1.1B of this advisory circular may be considered fleet-specific.

Copies	Description	LC	L	C	B	S	H
1 +1	Mass & Balance Program	✓	✓	✓			
1 +1	Flight Data Analysis Program	✓	✓	✓			
1 +1	LOSA Program	✓	✓	✓			

4.2.2 FLEET TYPE-SPECIFIC DOCUMENTS

The following documents relating to the operations and/or maintenance of an aircraft-specific fleet of an AOC holder should be provided by the applicant in the formal application—

Copies	Description	LC	L	C	B	S	H
1	Letter from manufacturer advising the latest revision to their pilot operating manuals	✓	✓	✓	✓	✓	✓
2	QRH (Condensed Operating Checklists)	✓	✓	✓	✓	✓	✓
2	Passenger Briefing Cards		✓	✓	✓	✓	✓
☞	Maintenance Task Cards	✓	✓	✓			✓
☞	Contract from each Maintenance Service Provider	⊙	⊙	⊙	⊙	⊙	⊙
☞	Copy of Certificates & Authorizations from each Maintenance Contractor	⊙	⊙	⊙	⊙	⊙	⊙

⊙ = When function is contracted to a service provider.

☞ = Must be in applicant's record retention facilities.

4.2.3 FLEET TYPE-SPECIFIC RECORDS

The following record required for the operations and/or maintenance of an aircraft-specific fleet of an AOC holder should be provided—

Copies	Description	LC	L	C	B	S	H
2	Load & Performance Planning Record	✓	✓	✓	✓	✓	✓

4.3 INDIVIDUAL AIRCRAFT MANUALS, DOCUMENTS & RECORDS

The applicant is also required to provide manuals, documents and records relating to individual aircraft during the certification.

4.3.1 INDIVIDUAL AIRCRAFT MANUALS

The following manual should be provided by the applicant in the formal application (or at an SOE-agreed date during the certification process)—

Copies	Description	LC	L	C	B	S	H
☞	Approved Flight Manual	✓	✓	✓	✓	✓	✓

☞ = Must be in aircraft for all operations of aircraft.

4.3.2 INDIVIDUAL AIRCRAFT DOCUMENTS

The following documents relating to an individual aircraft should be provided by the applicant in his formal application (or at an SOE-agreed date during the certification process)—

Copies	Description	LC	L	C	B	S	H
1	Copy of Airworthiness Certificate	✓	✓	✓	✓	✓	✓
1	Copy of Registration Certificate	✓	✓	✓	✓	✓	✓
1	Lease for Aircraft Use (or ownership papers)	✓	✓	✓	✓	✓	✓
1	Aircraft Insurance Policy	✓	✓	✓	✓	✓	✓
1	Weight and Balance Report	✓	✓	✓	✓	✓	✓
1	Equipment List	✓	✓	✓	✓	✓	✓
1	LOPA		✓				
1	Configuration Conformance Report		✓				

4.3.3 INDIVIDUAL AIRCRAFT RECORDS

The following aircraft records should be provided by the applicant in the formal application (or at an SOE-agreed date during the certification process)—

Copies	Description	LC	L	C	B	S	H
☞	Airframe Maintenance Records	✓	✓	✓	✓	✓	✓

☞	Powerplant Maintenance Records	✓	✓	✓	✓	✓	✓
☞	Propeller Maintenance Records (if propeller-driven aircraft)	✓	✓	✓	✓	✓	✓
☞	Component Maintenance Records	✓	✓	✓	✓	✓	✓
☞	Aircraft Survival and Equipment Records	✓	✓	✓	✓	✓	✓
☞	Flight Deck Voice and Data Recorder Records	✓	✓	✓			

☞ = These records must be available for inspection in applicant's designated facilities.

SECTION 5 CONCEPT OF INTEGRATED FLIGHT SAFETY DOCUMENTS

- A. Applicants operating large aircraft will be required to provide their manuals under the integrated flight safety documents concept.
- B. This requirement includes the provision of those documents as a "system." The manuals will have—
 - 1) An appearance similar and unique to the operator;
 - 2) Ease of revision using a logical revision procedure;
 - 3) A list of effective pages, containing the revision number and revision date of each page;
 - 4) A table of contents to at least one level of header formatting in each chapter;
 - 5) An index of words and phrases for each manual of not more than 3 levels;
 - 6) A glossary of terms and acronyms for each manual;
 - 7) A logical and consistent formatting; and
 - 8) The application of systems safety methodology to the authoring of the text.
- C. The application of systems safety methodology will include consideration of the design of each process and procedure to ensure that—
 - 1) The written procedures answer the who, what, when, where and how for their application;
 - 2) The application of a specific process and procedures are consistent in their interface with other related processes;
 - 3) There are sufficient verification actions within the process to ensure that it produces the desired results to the required standard;
 - 4) There are provisions for recurring quality auditing to ensure that the processes and procedures are working as designed; and
 - 5) There is clear assignment of management responsibility and authority for the proper functioning of those processes and procedures.

SECTION 6 PROVISION OF DIGITAL DOCUMENTS FOR COMMENTING

Applicants that are required to submit integrated flight safety documents will also provide these documents in digital form on a CD, consolidated into a searchable folder.

All other applicants desiring timely and efficient processing of the evaluation of their documents should also provide their documents in digital form as outlined in this circular.

6.1 ACCEPTABLE SOFTWARE

- A. Adobe Acrobat is a software that provides the ability for exchanging digital files containing the FSSD comments and applicant replies citing their corrections.
- B. In order to start the process the **applicant must have Adobe Acrobat Professional version 7** or above.
- C. All other persons in the commenting process only have to have the free version of Adobe Reader which may be downloaded from www.adobe.com.

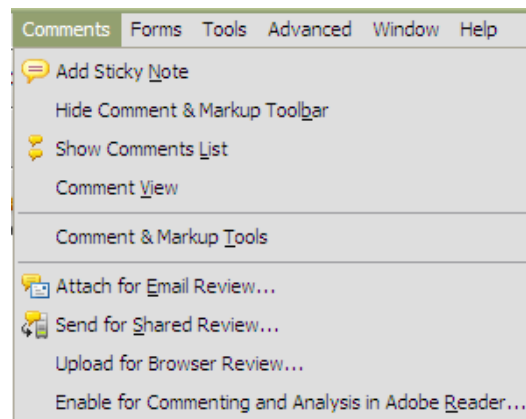
Acrobat 8 Professional



6.2 APPLICANT SET-UP OF DOCUMENTS

- A. The applicant uses WORD or some other software to author the manuals and documents.
- B. When those manuals and documents are completed in hard-copy, the applicant will set up a file folder for each manual.
- C. The applicant will convert each chapter (the entire book) into Adobe Acrobat documents
- D. The applicant will then ENABLE each document for commenting in Adobe Reader through the following process—.

- 1) **Open** the document in Adobe Acrobat Professional.
- 2) Select the **Comments** menu from the top tool bar.
- 3) Select “**Enable of Commenting and Analysis in Adobe Reader.**”
- 4) This action will cause a **Save As** screen to appear.
- 5) Simply save “over” the old document by selecting **Save** without changing the title.
- 6) This will bring up a message box asking if the user wants to “replace the existing file.” Select **Yes**.
- 7) After this action occurs, the file is now enabled for commenting in Adobe Reader. **Close** the file.



- E. Repeat this action to enable all chapters within each folder for each manual.
- F. Burn these folders on a CD, providing both a digital and a hard copy of the manual to the FSSD for commenting.

This method is also acceptable for providing the manual revisions as ENABLED chapters.

SECTION 7 CERTIFICATION ACTIONS & POLICIES

7.1 FORMAL APPLICATION REVIEW

7.1.1 GENERAL

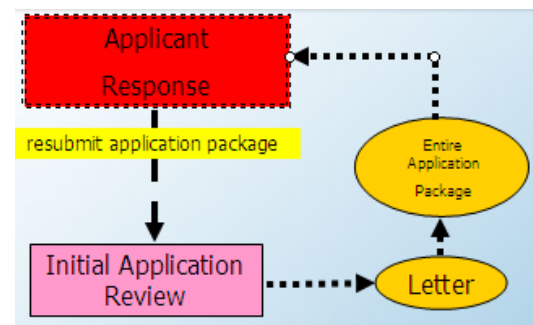
The applicant's submission of the formal application and the required documents to the FSSD marks the beginning of the Formal Application Review Phase. The FSSD now has 15 days to review the applicant's application package and decide if it is complete and adequate to continue into the important Document Evaluation Phase.

7.1.2 STATUS OF SUBMITTED DOCUMENTS

The FSSD will review the application and compile a "Status of Submitted Documents" table. This table will be up-dated at least weekly throughout the Document Evaluation. As up-dated, a paper copy will be provided to the applicant.

7.1.3 APPLICATION NOT COMPLETE

- A. If the application package is not complete and adequate to begin technical evaluation of the documents, the entire package will be returned to the applicant.
- B. The process is depicted in this diagram for clarity.
- C. It is the applicant's responsibility to provide a complete and adequate application package.
- D. The applicant must take the necessary actions to have a complete and adequate application package before resubmission.



7.1.4 FORMAL APPLICATION ACCEPTANCE OR REJECTION MEETING

- A. If the applicant's formal application is incomplete and/or in an unacceptable form to allow subsequent technical evaluations, the FSSD will have a formal meeting with him to return the entire certification package and discuss the primary unacceptable issues.
- B. If the applicant's formal application is complete and in acceptable form to allow subsequent technical evaluations by the assigned inspectors, the FSSD will have a formal meeting with him to address any outstanding scheduling issues before initiating the **Document Evaluation Phase**.
- C. During this meeting, the SOE submitted by the applicant will be edited by the FSSD to include realistic target dates for key events that will occur in the remainder of certification. From this point, the FSSD will up-date the SOE weekly to reflect the changing target dates and factors causing the changes. A paper copy of each edited SOE will be provided to the applicant.

7.1.5 POSSIBLE DELAYS ASSOCIATED WITH A DIFFERENT STATE OF REGISTRY

- A. If the State of Registry of the aircraft is not Vietnam, the FSSD will notify the appropriate State of our intent to begin a detailed evaluation of the applicant's documents following the formal application meeting.
- B. It will remain the applicant's responsibility to ensure that the civil aviation authorities of the State of Registry approve the Maintenance Control Manual, Aircraft Maintenance Program, and, in some cases, the Aircraft MEL within the following 30 days.

- C. Without those approvals, the FSSD will not be able to complete the certification process to allow the use of these aircraft on an AOC.

7.2 DOCUMENT EVALUATION PHASE CONSIDERATIONS

7.2.1 UNSUBMITTED MANUALS, DOCUMENTS OR RECORDS

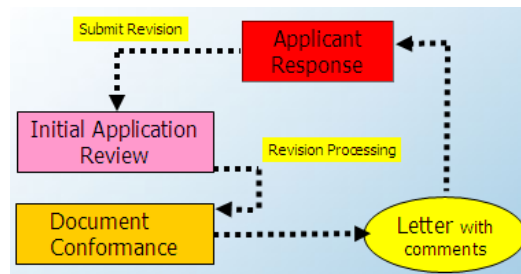
- A. There is a 30-day review caveat for all required, but unsubmitted, manuals, documents or records. From the moment that document is “stamped” in to our office, the FSSD has 30 days to act on that document.
- B. If the applicant failed to submit any document in a timely manner that failure may result in adverse delays in completing the certification of the applicant as an AOC holder.
- C. The FSSD suggests that the applicant obtain a receipt for any document that he submits to the FSSD that was not included at the time of the formal application submission.

7.2.2 DOCUMENT REVISION TURNAROUND

- A. The 30-day review caveat also applies to manuals, document or records that are reviewed and returned to the applicant for correction/revision.
- B. The applicant’s failure to act on the requested correction/revision may result in significant delays to the certification process. Again, the FSSD suggests that the applicant obtain a receipt upon resubmission of the document.

7.2.3 RULES FOR CORRECTION/REVISION

- A. Any document that is returned to the applicant for correction/revision is – after he has taken the corrective actions – a revision to the original document. The applicant’s procedures for revision of manuals and documents must be followed.
- B. Do not resubmit it as an “original.” It must be resubmitted as “Revision #?” and so noted on the document pages revised and in the List of Effective Pages.



7.2.4 FLIGHT TRAINING CAN BEGIN WHEN....

The FSSD has reviewed the applicant’s company and aircraft procedures and checklists and given written interim approval to his Flight Operations Training Program Manual (FOTM).

7.3 INSPECTION & DEMONSTRATION PHASE

- A. This phase consists of a series of sampling inspections by the FSSD as the applicant begins training and takes possession of their facilities and aircraft.
- B. These inspections may overlap with some document evaluation actions depending on the applicant’s readiness.

0.0.1 INTERIM (PRE-INSPECTION PHASE) OBSERVATIONS & INSPECTIONS

The following observations and inspections may happen at any point after the FSSD has approved the supportive documents for the applicant’s training and maintenance arrangements, even though the Document Evaluation Phase has not yet been completed for all documents requiring FSSD review.

	Description	LC	L	C	B	S	H
1.	Operations Training Facilities & Equipment Inspections	✓	✓	✓	✓		✓
2.	Operations Simulator/Training Device Inspections	✓	✓	✓	✓		✓
3.	Operations Training-in-Progress Inspections	✓	✓	✓	✓		✓
4.	Operations Flt Crew Proficiency Check Inspections	✓	✓	✓	✓	✓	✓
5.	Operations Check Airman Inspections	✓	✓	✓	✓		✓
6.	Cabin Crew Member Competency Check Inspections		✓				
7.	Maintenance Training Facility Inspections	✓	✓	✓			
8.	Maintenance Training-in-Progress Inspections	✓	✓	✓			

7.3.1 INSPECTION OF FACILITIES, AIRCRAFT & SUPPORT ARRANGEMENTS

After completion of the Document Evaluation Phase, the following observations and inspections will be conducted to assess that infrastructure and support arrangements are acceptable to the FSSD.

	Description	LC	L	C	B	S	H
1.	Operations Structure & Support Inspection	✓	✓	✓	✓		✓
2.	Maintenance Main Base & Facility Inspections	✓	✓	✓	✓		✓
3.	Contractor Maintenance Facility Inspections	✓	✓	✓			
4.	Aircraft Records Inspection	✓	✓	✓	✓	✓	✓
5.	Maintenance Aircraft Inspection	✓	✓	✓	✓	✓	✓

7.4 INSPECTION & DEMONSTRATION PHASE CONSIDERATIONS

- A. The following inspections and demonstrations should be expected for the different groupings of operators during the inspection and demonstration phase. These inspections must be judged satisfactory in order to complete the certification process.
- B. The specifics of the each evaluation may be obtained from the FSSD.

7.4.1 PREPARATION FOR THE OPERATIONAL INSPECTIONS

The following inspections and demonstrations will be conducted prior to the beginning of the demonstration flights.

- Note that these inspections and demonstrations must be conducted prior to the demonstration flight days (except in the case of air taxi operators with aircraft having 9 or less passenger seats).

	Description	LC	L	C	B	S	H
1.	Flight Crew Records Inspection	✓	✓	✓	✓	✓	✓

2.	Cabin Crew Member Records Inspection		✓				
3.	Scheduled Services Airport Inspection		✓	✓			
4.	Operations Station Inspection	✓	✓	✓			
5.	Maintenance Station Inspection	✓	✓	✓			
6.	Ground Handling Arrangements	✓	✓	✓			
7.	Partial Emergency Evacuation Demonstration		✓				
8.	Planned Ditching Demonstration	✓	✓	✓	✓	✓	✓

7.4.2 OPERATIONAL INSPECTIONS, INCLUDING DEMONSTRATION FLIGHTS

- A. The operational inspections listed below will be conducted during initial certification and will involve the actual flight of the aircraft to allow the FSSD to assess the applicant's ability to conduct flight operations.
- B. In the case of large aircraft and commuter operations this will consist of either demonstration or validation flights, with the other inspections conducted during those operations.

7.4.2.1 Demonstration/Validation Flights

The following demonstration/validation flights are required—

	Description	LC	L	C	B	S	H
1.	Formal Demonstration Flights (For Passenger Authority)		✓	✓			
2.	Formal Demonstration Flights (For ETOPS Authority)		✓	✓			
2.	Formal Validation Flights (For Cargo-Only Authority)	✓					

7.4.2.2 Inspections associated with Demonstration/Validation Flights

The following inspections should be conducted immediately prior to or during demonstration flights. (Where possible, these inspections should also be conducted prior to or during validation flights.)

	Description	LC	L	C	B	S	H
1.	Maintenance Control Inspection	✓	✓	✓	✓		
2.	Operational Control Inspection	✓	✓	✓	✓		
3.	Operations Flight Preparation Records Inspection	✓	✓	✓	✓	✓	✓
4.	Operations Aircraft Exterior Inspection	✓	✓	✓	✓	✓	✓
5.	Operations Cabin Ramp Inspection	✓	✓	✓	✓	✓	✓
6.	Operations Flight Deck Ramp Inspection	✓	✓	✓	✓	✓	✓
7.	Operations Flight Deck Enroute Inspection	✓	✓	✓			

8.	Operations PIC Route Check Observation	✓	✓	✓	✓	✓	✓
9.	Operations Cabin Enroute Inspection		✓	✓			
10.	Maintenance Cabin Enroute Inspection		✓	✓			
11.	Maintenance Flight Deck Enroute Inspection	✓	✓	✓			

7.5 FINAL CERTIFICATION ACTIONS PHASE CONSIDERATIONS

7.5.1 AOC & OPERATIONS SPECIFICATIONS

- A. The following documents are the primary evidence to international civil aviation authorities that an AOC holder has completed the safety certification process and on-going surveillance is being conducted.
- B. These must be received by the applicant before conducting any commercial air transport operations. No operations other than those listed in these documents are authorized for an AOC holder or its management, pilots, or aircraft.

	Description	LC	L	C	B	S	H
	Air Operator Certificate (AOC)	✓	✓	✓	✓	✓	✓
	Operations Specifications	✓	✓	✓	✓	✓	✓

7.5.2 METHODS OF APPROVALS

- A. There are other methods used by the FSSD to indicate the issuance of approvals and acceptances that are required by ICAO and the Vietnam Aviation Regulations.
- B. It is important that an AOC holder understand that any revision to the following AOC holder methodology, system, documents, manuals or records must have the written approval or acceptance of the CAAV-FSSD before use in commercial air transport related functions.
- C. The current method of indicating those approvals include— *(This list is not all inclusive and may be supplemented by the assigned Principal Inspector.)*
 - LOEP = Principal Inspector initials and date on the list of effective pages.
 - STAMP = Principal Inspector initial and date on a stamped portion of all pages.
 - LETTER = Letter issued by Principal Inspector.
 - OPSPECS = Operations Specification page signed by Principal Inspector and AOC holder manager.

PRIOR ACCEPTANCE OR APPROVAL REQUIRED							
How?	Description	LC	L	C	B	S	H
OPSPECS	Flight, Duty and Rest Period Scheme	✓	✓	✓	✓	✓	✓
OPSPECS	Method of Flight Supervision	✓	✓	✓	✓	✓	✓
OPSPECS	Weight and Balance System	✓	✓	✓	✓	✓	✓
OPSPECS	Minimum Safe Altitudes	✓	✓	✓	✓	✓	✓

OPSPECS	Additional Airport Altitude Safety Margins	✓	✓	✓	✓	✓	✓
OPSPECS	Dangerous Goods Procedures and Training	✓	✓	✓	✓	✓	✓
LOEP	Flight Operation Training Manual	✓	✓	✓	✓		✓
LOEP	Aircraft Type-Specific Minimum Equipment List	✓	✓	✓	✓	✓	✓
LOEP	Aircraft Type-Specific Operating Manual	✓	✓	✓	✓	✓	✓
LOEP	Maintenance Control Manual	✓	✓	✓	✓	✓	✓
LOEP	Approved Maintenance Organization Manual	✓	✓	✓	✓		✓
LOEP	Aircraft Type-Specific Maintenance Program	✓	✓	✓			
LOEP	Aircraft Type-Specific Inspection Program				✓	✓	✓
STAMP	Aircraft Type-Specific Condensed Checklists	✓	✓	✓	✓	✓	✓
STAMP	Passenger Briefing Card	✓	✓	✓	✓	✓	✓
LETTER	Aircraft Lease	✓	✓	✓	✓	✓	✓
LETTER	Check Airman Designation	✎	✎	✎	✎	✎	✎
LETTER	FSSD Designated Representatives	✎	✎	✎	✎	✎	✎
LETTER	Postholder of Required Management Position	✓	✓	✓	✓	✓	✓

✎ = This function will be delegated on a case-by-case basis.

7.5.3 REQUIRED VALIDATION FLIGHTS

Validation flights are those first flights after the CAAV-FSSD has issued operational authorization (via opspecs) to conduct the following types of flights. An authorized representative of the CAAV-FSSD will evaluate the AOC holder's procedures and competency during these initial flights.

	Description	LC	L	C	B	S	H
1.	Initial Passenger Carrying Flights		✓	✓			
2.	Initial Cargo-Only Flights	✓	✓				
3.	Initial RNP-10 flights	✓	✓	✓			
4.	Initial RVSM Flights	✓	✓	✓			
5.	Initial ER-OPS (or ETOPS) Flights	✓	✓	✓			

SECTION 8 ADDITIONAL CONSIDERATIONS

8.1 REQUIREMENT FOR ON-GOING & PROGRAMMED SURVEILLANCE

- A. Vietnam is required by ICAO Standards to have a system of surveillance for its AOC holders. That system is outlined in the AOC Administration Manual.

- B. The minimum numbers of these inspections that must be completed on a quarterly or annual basis are included in the FSSD AOC Administration Manual.



All safety issues identified during the inspections must be resolved before the annual re-issuance of the AOC.

8.2 OTHER AUTHORIZATIONS REQUIRING A FORMAL CERTIFICATION PROCESS

Each of the following authorizations will require a separate formal certification process to ensure that associated requirements are met—

	Description	LC	L	C	B	S	H
1	Adding a Variant (Different Make/Model) Aircraft	✓	✓	✓	✓		✓
2	RVSM Operations	✓	✓	✓	✓		
3	All Weather Operations (Category II and III approaches and LVTO)	✓	✓	✓			✓
4	RNAV-10 Navigation	✓	✓	✓			
4	RNAV/RNP-1/2 Navigation	✓	✓	✓			
4	RNP-APRCH Operations	✓	✓	✓			
5	MNPS Operations (NAT/NORPAC)	✓	✓	✓			
5	CPDLC Operations	✓	✓	✓			
6	Extended Diversion Time Operations (EDT0)	✓	✓	✓			
2	EVS (EVA/HUD) Operations	✓	✓	✓	✓		
8	Single Pilot Night and IMC Operations				✓	✓	✓
8	Single Engine Turbine-Powered Night and IFR				✓	✓	✓

End of Advisory Circular

This Page Intentionally Left Blank